

INSULATED EXTRUDED SIDEWALL UTILITY CABINET MODEL 109 Series

FEATURES AND BENEFITS:

- All purpose cabinet for transport and storage.
Load with plastic food boxes filled with product to create your own food file.
- Insulated side and back walls prevent temperature loss.
- Same size top and base extend past sidewalls to act as natural bumpers for protection.
Extruded frame fully welded.
- Body constructed of non-corrosive, Hi-Tensile aluminum for strength and ease of mobility.
- Reinforced, full length door swings 270° Card clip included.
- Gravity type latch secures door during transport.
- Interlocking extruded sidewalls hold 18" x 26" pans and plastic food boxes on 1-1/2" centers.
Easy to clean.
- Interior pan stops on door allow proper air flow.
- Heavy duty 5" swivel casters, two with brakes.
Provides mobility when fully loaded.
- Choose Full-Size (109-1840) or 3/4-Size (109-1833) depending on your capacity needs.



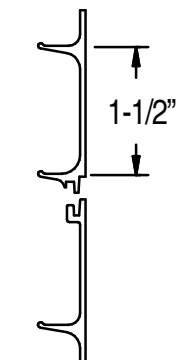
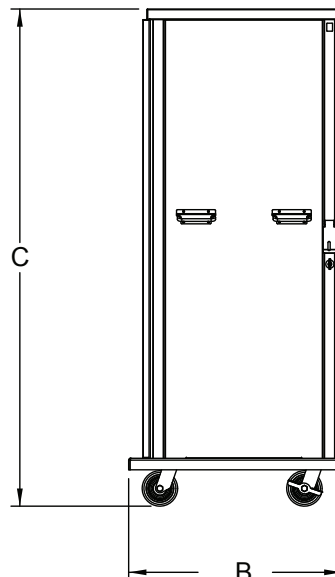
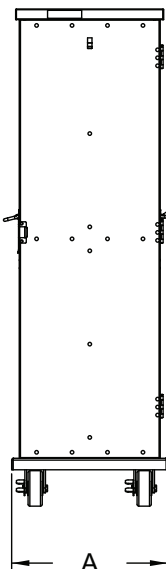
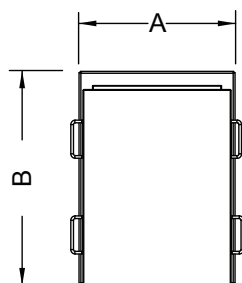
109-1840

ACCESSORIES and OPTIONS

(Available at extra cost):

- ☐ Lock Hasp
- ☐ Various Caster Options
- ☐ Corner Bumpers
- ☐ Perimeter Bumper
- ☐ Push Handle
- ☐ Left-Hand Hinged Door
- ☐ Kold Keepers

See page A-20 for accessory details.

DETAIL OF
PAN SLIDE

CRES COR MODEL NO.	PAN			DIM "A"	DIM "B"	DIM "C"	INSIDE DIMENSIONS				WEIGHT ACT.
	CAP	SIZE		WIDTH	DEPTH	HEIGHT	WIDTH	DEPTH	HEIGHT		
109-1840	40	18 x 26	IN	22	30-1/16	69-3/4	18-5/16	26	61-1/2	LBS	150
		460 x 660	MM	560	765	1772	465	660	1565	KG	68
109-1833	33	18 x 26	IN	22	30-1/16	58	18-5/16	26	49-1/2	LBS	113
		460 x 660	MM	560	765	1473	465	660	1257	KG	51

When ordering bumpers, add 2" to overall dimensions.

ALL ALUMINUM CONSTRUCTION IS RIVETED, WELDED AND FINISHED.

CABINET:

- Posts: Extruded channels, 7/8 x 2-1/4 x .102, welded to top and base, form a solid frame.
- Sides: Interlocking extruded 6" panels, smooth outer sides. Double wall with 1" insulation.
- Back panel: Fitted into posts, riveted to top and reinforced. Double wall with 1" insulation.
- Tie rod: Applied at front.
- Top: One piece .100 aluminum.
- Bail Handles (2): Mounted on each side.

BASE:

- One piece construction, .190 aluminum.
- Casters: 5" dia., swivel, modulus tires, 2" wide, load cap. 375 lbs. each, temp. range -45°/+180°F. Roller bearings; Zerk fittings. Front casters equipped with brakes.

DOOR:

- Panel: Formed .100 aluminum.
- Reinforcement: 1/4 x 1-1/2 extruded bars riveted horizontally to top, center and bottom.
- Latch: Gravity type, nickel plated steel.
- Swings 270° on 3 butt hinges, riveted to posts and door.
- Pan stop channel.

PAN SLIDES:

- Extruded interlocking side walls act as pan slides on 1-1/2" centers.

SHORT FORM SPECIFICATIONS

Cres Cor Insulated Utility Cabinet Model 109-_____. Formed and welded .100 aluminum top, .190 aluminum base. Interlocking extruded aluminum sidewalls for (40) or (33) 18" x 26" pans and plastic food boxes on 1-1/2" centers. Insulated side and back walls. Formed .100 aluminum reinforced door. 5" swivel modulus casters, roller bearings. Load capacity 375 lbs. each. 2-Year Parts / 1-Year Labor warranty. Provide the following accessories: _____



5925 Heisley Road • Mentor, OH 44060-1833
Phone: 877/CRESCOR • Fax: 440/350-7267
www.crescor.com

© Crescent Metal Products, Inc. 2019 All rights reserved.

In line with its policy to continually improve its products, CRES COR reserves the right to change materials and specifications without notice.

Litho in U.S.A.